

TRAIL TO EAGLE

A Guide for Life Scouts



*There is
no end to
the Eagle Scout trail.*

Compiled by Ore-Ida Council Scout Leaders

December 2008

TRAIL TO EAGLE
A Guide for Life Scouts

CONTENTS

Life to Eagle Flow Chart.....	Page 2
The Trail to Eagle.....	Page 3
The Paper Trail.....	Page 3
Ranks & Merit Badges.....	Page 4
Eagle Scout Service Project.....	Page 4
Scout Leader Conference.....	Page 4
Eagle Scout Application.....	Page 5
Letters of Recommendation.....	Page 5
Letters of Recommendation.....	Page 5
Eagle Board of Review.....	Page 6
Potential Eagle Project Contacts.....	Page 6

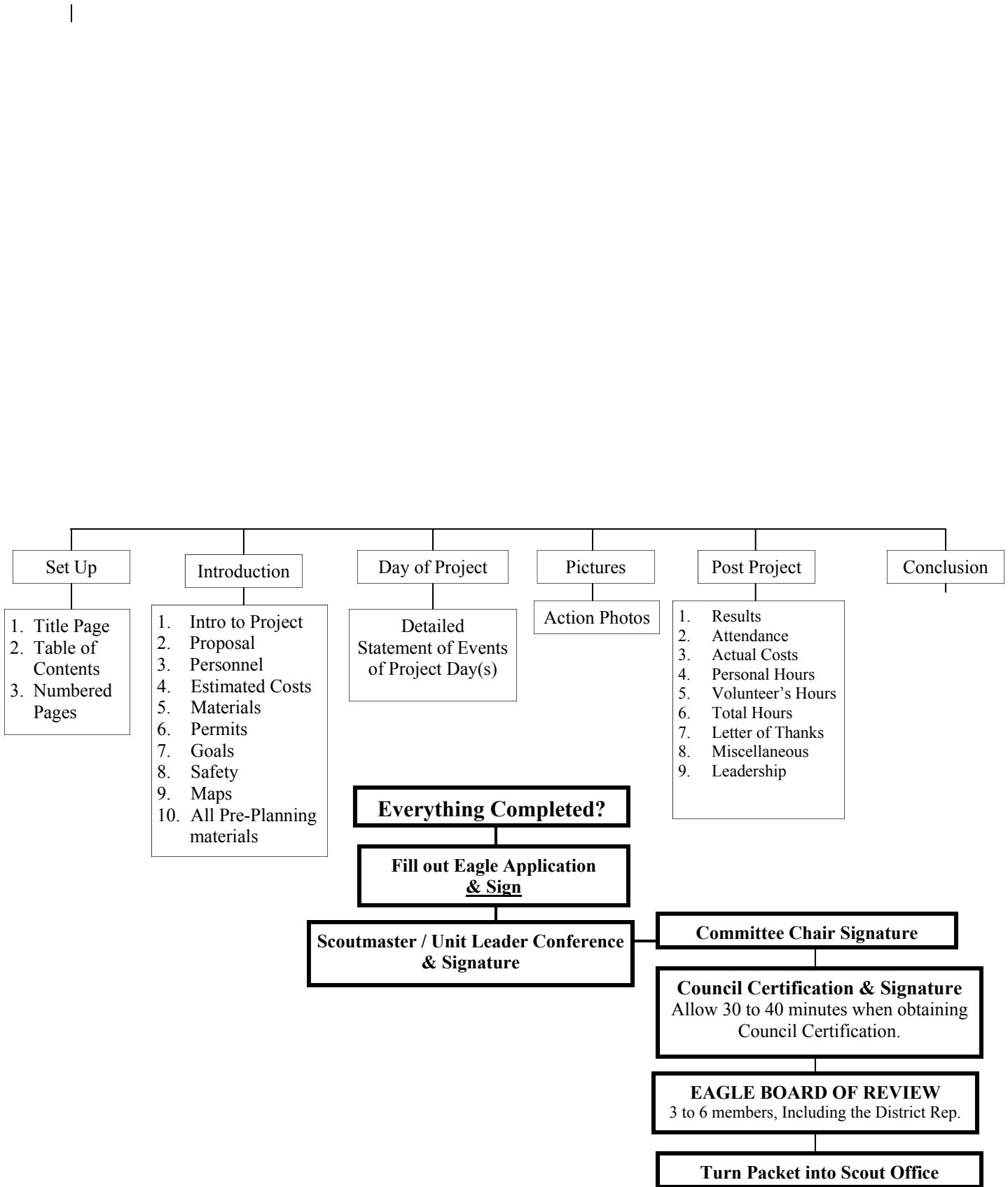
According to information gathered from eaglescout.org, roughly one boy in every 172 earns the rank of Eagle Scout (0.6%). Yet over 15% of all astronauts are Eagle Scouts. So are 10% of the cadets at West Point and the Air Force Academy.

The rank of Eagle Scout is the most significant honor a boy can earn, in or out of Scouting. It marks him for life! An Eagle Scout is an achiever who will always do great things. An Eagle Scout is a leader who will always be ahead of the group. Society will always expect much more from the Eagle Scout and he will deliver.

He soars high for all of us to see. His vision is clear and sharp. His bearing is majestic. His direction is certain and his flight is swift and sure. Such is the Eagle, our nation's symbol. Such is the Eagle Scout, our nation's future.

Eagle Project Workbooks can be obtained at the Council Office or by visiting the National Website at www.scouting.org/forms (be sure to scroll all the way to the bottom of the screen).

Life to Eagle Flow Chart



THE TRAIL TO EAGLE

The trail to Eagle Scout requires commitment to stay on a long and sometimes rough path. As a Life Scout you are just one step away from youth's most significant accomplishment and honor. That's a big step, and only 56% of our Life Scouts complete the process to Eagle, according to eaglescout.org.

Happily, the choice is yours. You no doubt have actively involved parents, few Scouts make it this far without support from their parents.

You can advance at whatever rate you wish, but remember that all Eagle Scout requirements, except the Board of Review, must be completed before your 18th birthday.

You are close to the top of a high mountain climbed by fewer than one of every 172 boys and less than 3% of all Scouts.

Eagle Scouts are valued in our society because they have proven that they can achieve a long term goal despite many obstacles. This will help on college admission, job applications, and can have many other benefits.

THE PAPER TRAIL

The trail to Eagle is rugged, but the part most Scouts put off until last is the paper trail. Ironically, this is one of the easier sections of the trail.

You can make the last few steps to Eagle go smoother if you do a little homework along the way. This is the paper trail. Collect, write and keep the following records up to date.



Date you earned each merit badge.



Date of each rank.



Dates you held all leadership positions since earning Life Scout.



Obtain a print out of your records from the Scout Office.



Eagle Service Project Workbook (also available online). This is required by BSA before you begin your service project. Make sure you complete all information and get all required signatures.



Eagle Scout Application. This is also available online or an Electronic Eagle Application can be requested from the Scout Office.



Letters of recommendation.

RANKS & MERIT BADGES

One of the most common mistakes in the paper trail is making sure that sufficient time has elapsed between ranks and the appropriate merit badges have been earned for Star and Life Ranks.

Star Rank

- * There must be four months of active membership between 1st Class & Star Ranks.
- * Four required merit badges and two elective merit badges must be earned on or before your Star Board of Review Date.

Life Rank

- * There must be six months of active membership between Star and Life Ranks.
- * Three required merit badges and two elective merit badges must be earned on or before your Life Board of Review Date.

Merit Badges

The First Aid merit badge must be earned before the Emergency Preparedness merit Badge (requirement #1 of Emergency Preparedness)

EAGLE SCOUT SERVICE PROJECT

The Eagle Scout service project is different from other service projects you have done because you are now the leader. The Eagle Project must meet three criteria:

1. It must be of significant value to the community outside of Scouting, such as your town, school, church, etc.
2. It must take considerably more time than a Star or Life project. Don't forget to count your time spent planning and preparing.
3. You must provide leadership to others during the project. The project does not have to be original, but you must be in charge, and two people cannot lead the same project.

Here is what you need to do to successfully complete the Eagle Project:












Obtain Eagle Project Workbook.



Come up with a workable idea. This can be the hardest part! Your leaders are there to help you, so talk to your unit leader and committee for help. Also speak to local agencies, schools, etc.









Write up a preliminary plan, showing what you will do, who it will benefit, materials needed, costs, number of people involved, etc. See project workbook for details.

-  Present your plan to your unit leader and unit advancement chairman. They will help you develop your plan into an achievable project.
-  Contact the District Advancement Chairperson for project approval.
-  Obtain the necessary donations of materials, if holding a fundraiser, complete a Fundraising Form for the Scout Office.
-  Recruit volunteers.
-  Complete the project. If an overnight or out of town trip is required, you will need to file a BSA Tour Permit.
-  Keep a detailed log of every hour you spend planning, phoning, coordinating, executing etc., this will be useful at the Board of Review.
-  Take photos of the project!!! This will tell what you've done better than words.
-  Throughout the process, make sure you keep the Eagle Service Project Workbook up to date, and make sure all signatures are attached.
-  Conference with your Scoutmaster, Varsity Team Coach or Venture Crew Advisor. After you have completed all merit badges, fulfilled minimum six months as a leader had have completed your Eagle Scout service project; phone your unit leader to arrange a conference. Bring project report, photos and completed Eagle Scout application.

EAGLE SCOUT APPLICATION

The following are the steps to complete the application portion of the Eagle Scout process:

-  Obtain the Eagle Scout application and make a copy (one to work on and one for your final copy). This is available from the Scout Office or online.
-  Obtain a print out of your records from the Scout Office, make any needed corrections.
-  Ask your unit leader for help in filling out the application.
-  Have the dates of all completed merit badges.
-  Dates of Rank.
-  Names, addresses and phone numbers of all references.



List your Life Scout leadership positions. These must start on or after your Life Scout Board of Review date.



Complete requirement #6, Statement of Ambitions and Life Goals.



Sign your application.



Obtain Signatures from your Unit Leader and Committee Chairperson.



Have application certified by Council Office. Council Office is open Monday - Friday 9:00 a.m. to 5:00 p.m. THIS MUST BE DONE **BEFORE** YOUR BOARD OF REVIEW!

LETTERS OF RECOMMENDATION

It is suggested that you obtain letters of recommendation from religious leaders, teachers, employers (if any) or other people you know.


EAGLE BOARD OF REVIEW

The district advancement chairman is the district/council representative and the unit committee chairperson chairs the Eagle Board of Review. Your Scout committee chairperson will typically make the arrangements for your board. The board consists of at least three members but not more than six members.

Arrive at your board of review in full Scout uniform. Merit badge or Order of the Arrow sash may be worn, but not together.

Bring your Scout Handbook and all Eagle service project and application materials.

Sample board of review questions are available at various websites online.



WHERE TO LOOK FOR POTENTIAL EAGLE SERVICE PROJECTS

City Agencies:

- Animal Shelter
- Fire Department
- Police Department
- Parks & Recreation
- Public Library
- Chamber of Commerce
- School District & Schools

County Agencies:

- Historical Society
- Public Health
- Veterans Services
- County Commissioners

State Agencies:

- Fish & Game
- M.K. Nature Center
- Health & Welfare
- Forest Service
- Botanical Garden

Federal Agencies:

- Bureau of Land Management
- Bureau of Reclamation

Charitable Agencies

- Lions Club
- National Federation of the Blind
- Food Bank
- Homeless Shelter

Health Agencies:

- Heart Association
- Cancer Association
- Multiple Sclerosis Association
- Veterans Hospital & Home
- Nursing Homes*
- *Non-Profit such as Good Samaritan and Veteran's Home

Other Agencies:

- American Legion
- Veterans of Foreign Wars (VFW)
- Churches
- Sponsoring Organization
(Cannot benefit Scouting)